

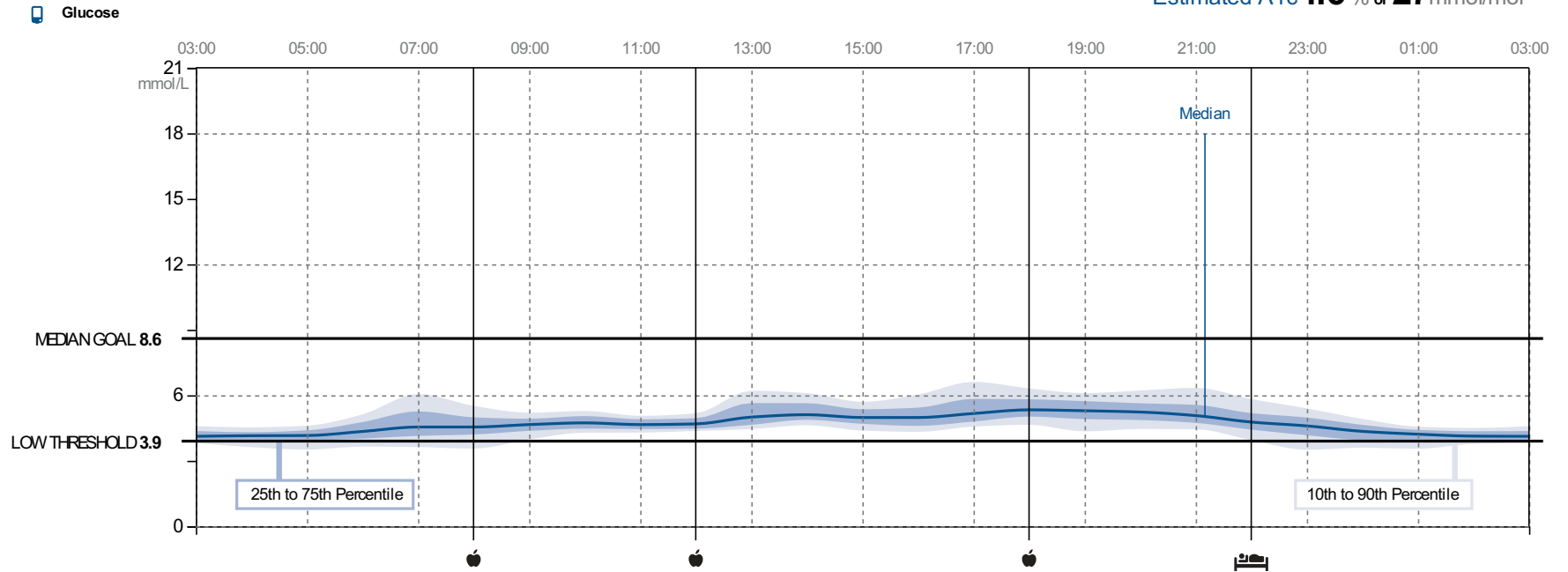
Glucose Pattern Insights

23 September 2018 - 6 October 2018 (14 Days)

LibreView

Estimated A1c **4.6%** or **27** mmol/mol

PAGE: 1 / 1
PRINTED: 20/10/2018



Likelihood of LOW GLUCOSE					
MEDIAN GLUCOSE Compared to goal					
VARIABILITY BELOW MEDIAN Median to 10th percentile					

Tina Vukovic
DOB: 27/02/1992

Settings LOW GLUCOSE ALLOWANCE SETTING: Medium MEDIAN GOAL: 8.6 mmol/L (A1c: 7.0%, or 53 mmol/mol)
Legend LOW MODERATE HIGH MEAL BEDTIME

Monthly Summary

September 2018



PAGE: 1 / 2
 PRINTED: 20/10/2018

	Monday	Tuesday	Wednesday	Thursday	Friday	Saturday	Sunday
Average Glucose						1	2
Scans/Day							
Low Glucose Events							
	3	4	5	6	7	8	9
	10	11	12	13	14	15	16
	17	18	19	20	21	22	23
						4.9 mmol/L 19 	4.4 mmol/L 64
	24	25	26	27	28	29	30
	4.2 mmol/L 51 	4.9 mmol/L 87 	4.8 mmol/L 33	4.7 mmol/L 62 	4.9 mmol/L 61 	4.8 mmol/L 36 	4.8 mmol/L 23

Tina Vukovic
 DOB: 27/02/1992

Monthly Summary

October 2018

LibreView

PAGE: 2 / 2
PRINTED: 20/10/2018

	Monday	Tuesday	Wednesday	Thursday	Friday	Saturday	Sunday
Average Glucose	4.9 mmol/L	5.1 mmol/L	4.8 mmol/L	4.6 mmol/L	4.8 mmol/L	4.2 mmol/L	
Scans/Day	33	22	37	38	43	10	
Low Glucose Events	1	0	1	0	1	1	0
	8	9	10	11	12	13	14
	15	16	17	18	19	20	21
	22	23	24	25	26	27	28
	29	30	31				

Tina Vukovic
DOB: 27/02/1992

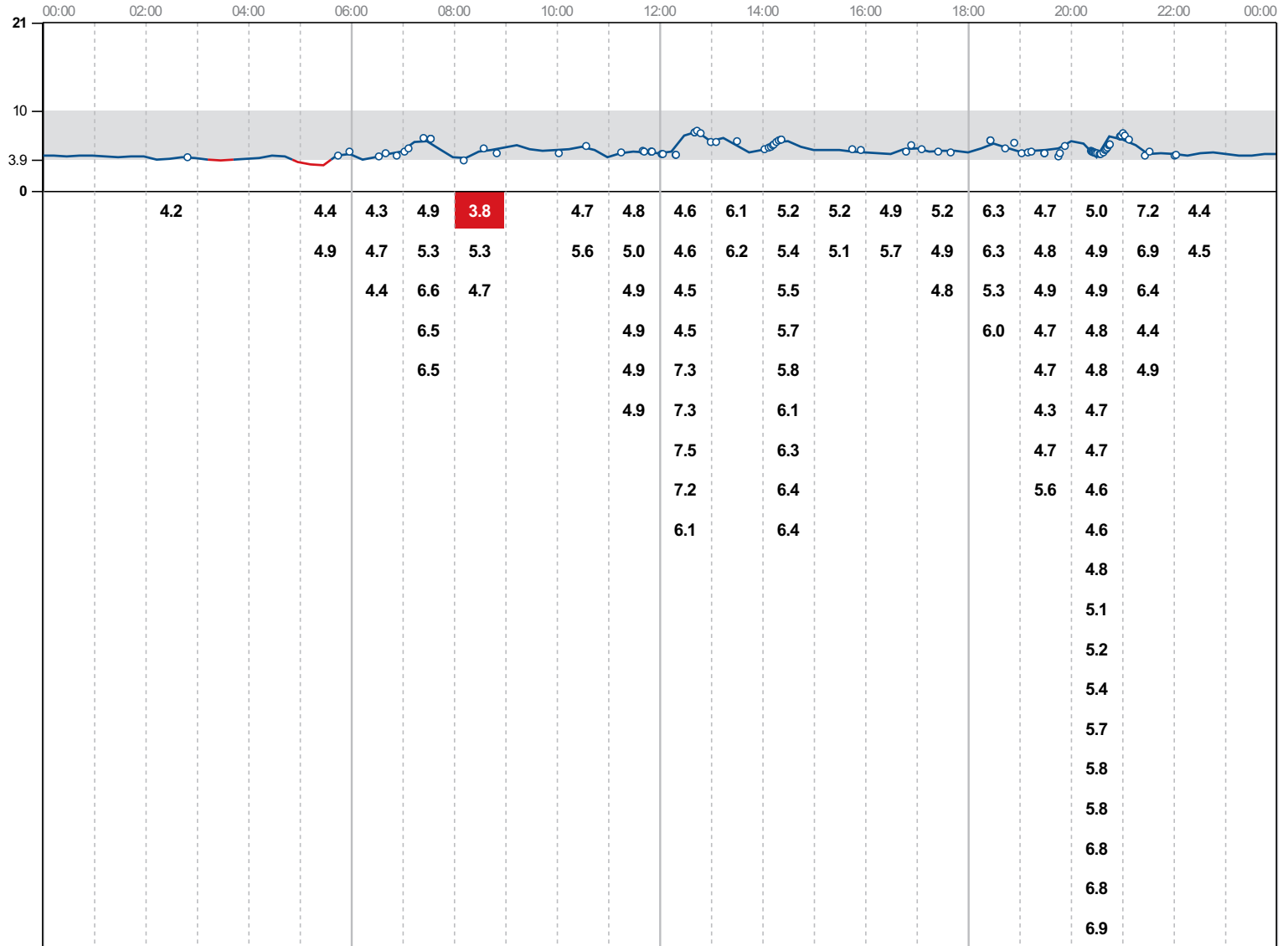
Daily Log

23 September 2018 - 6 October 2018 (14 Days)

PAGE: 2 / 8
PRINTED: 20/10/2018

TUE 25 Sep

Glucose mmol/L



Tina Vukovic
DOB: 27/02/1992

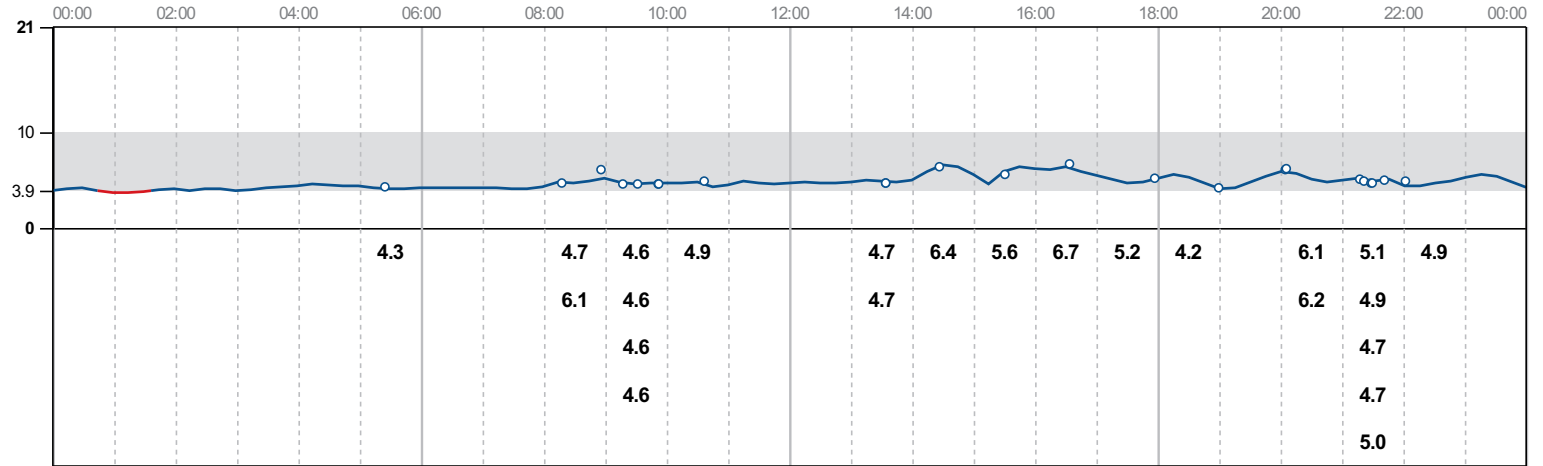
Daily Log

23 September 2018 - 6 October 2018 (14 Days)

PAGE: 5 / 8
PRINTED: 20/10/2018

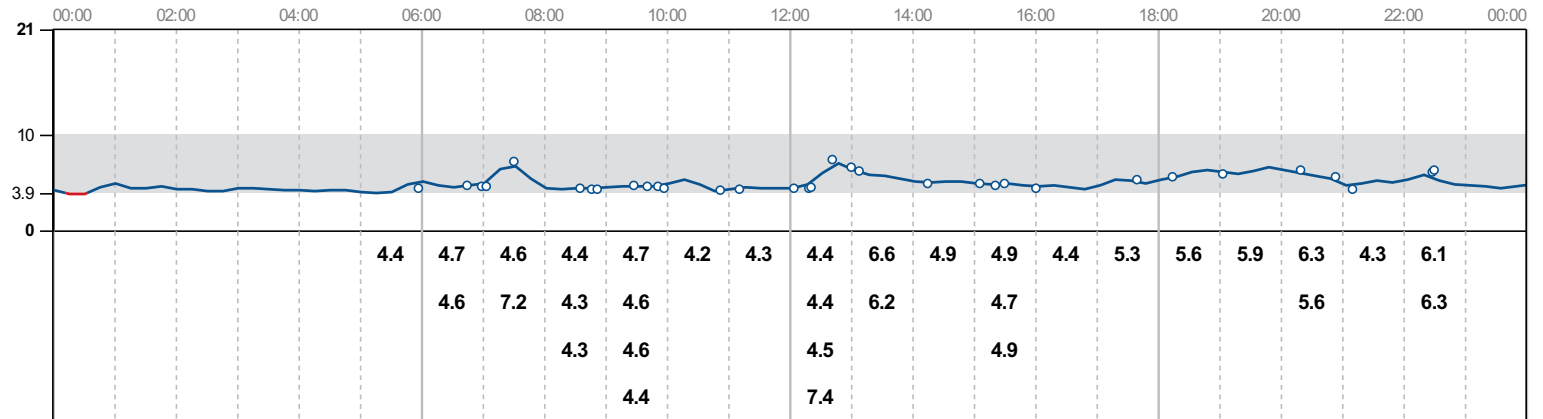
SUN 30 Sep

Glucose mmol/L



MON 1 Oct

Glucose mmol/L



Tina Vukovic
DOB: 27/02/1992

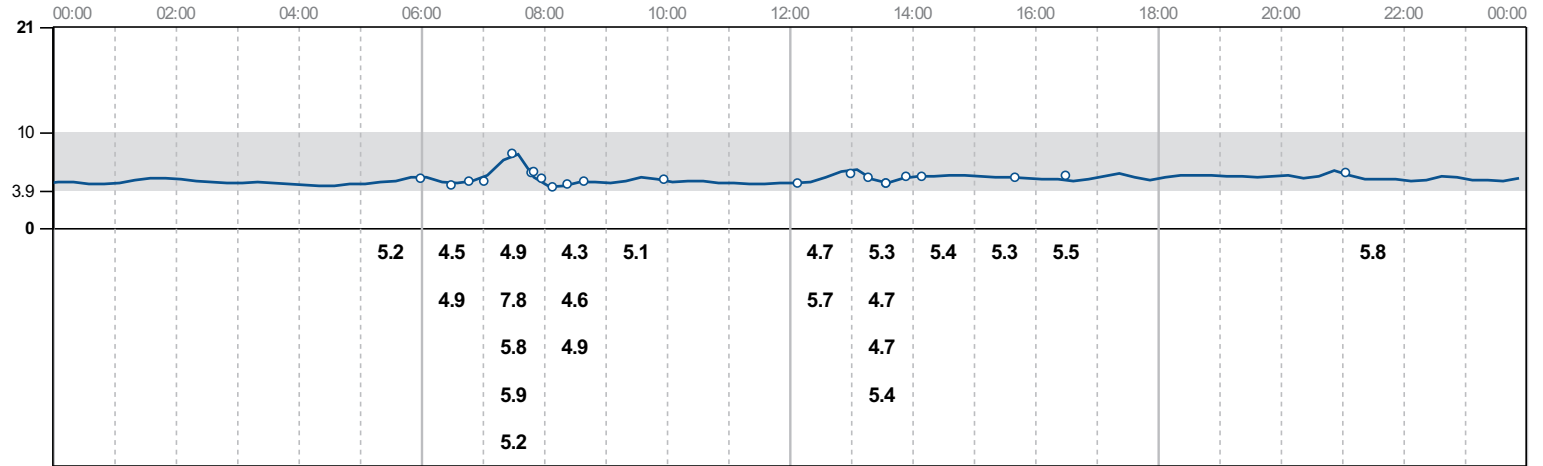
Daily Log

23 September 2018 - 6 October 2018 (14 Days)

PAGE: 6 / 8
PRINTED: 20/10/2018

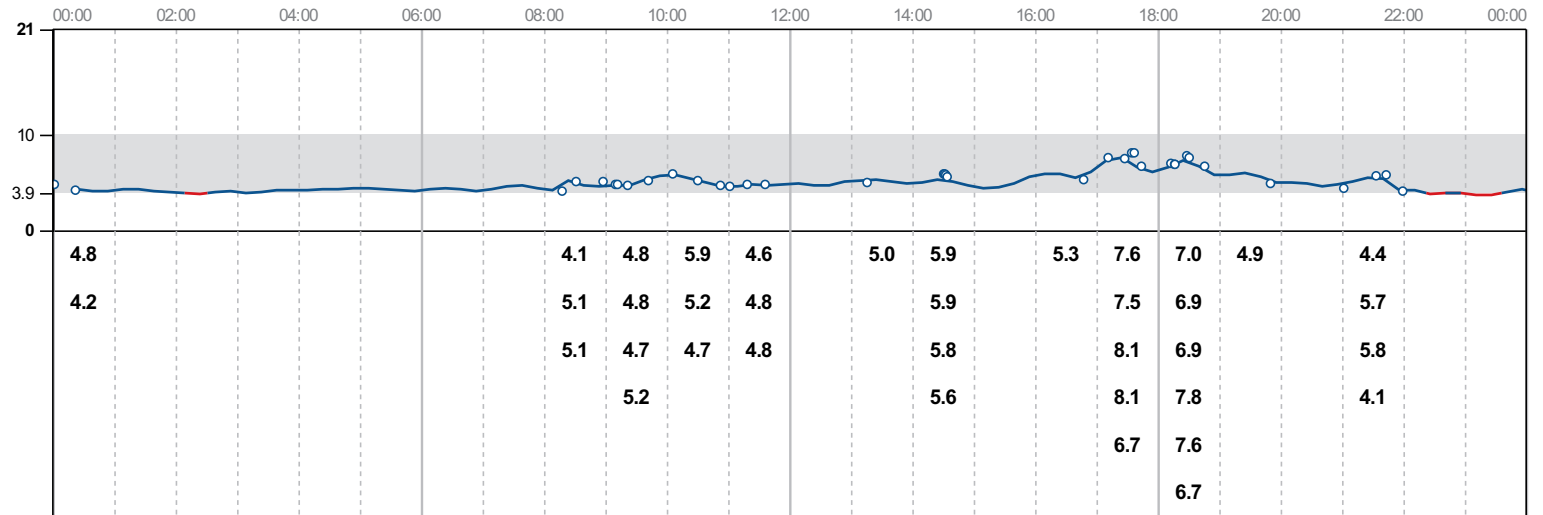
TUE 2 Oct

Glucose mmol/L



WED 3 Oct

Glucose mmol/L



Tina Vukovic
DOB: 27/02/1992

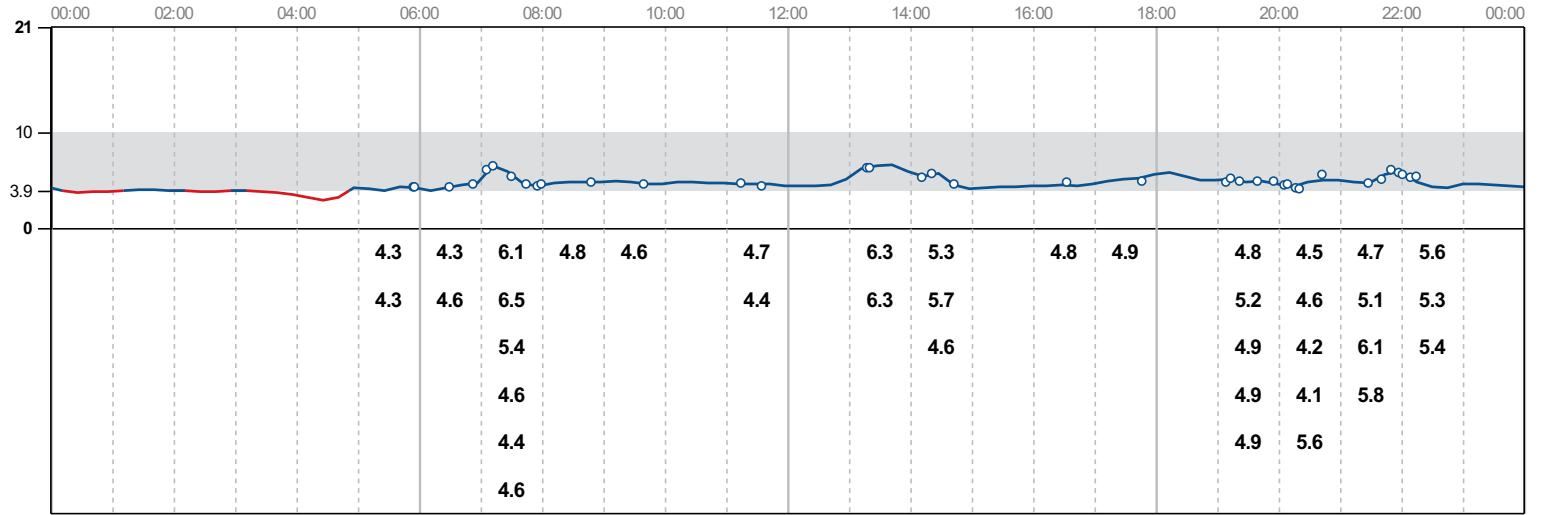
Daily Log

23 September 2018 - 6 October 2018 (14 Days)

PAGE: 7 / 8
PRINTED: 20/10/2018

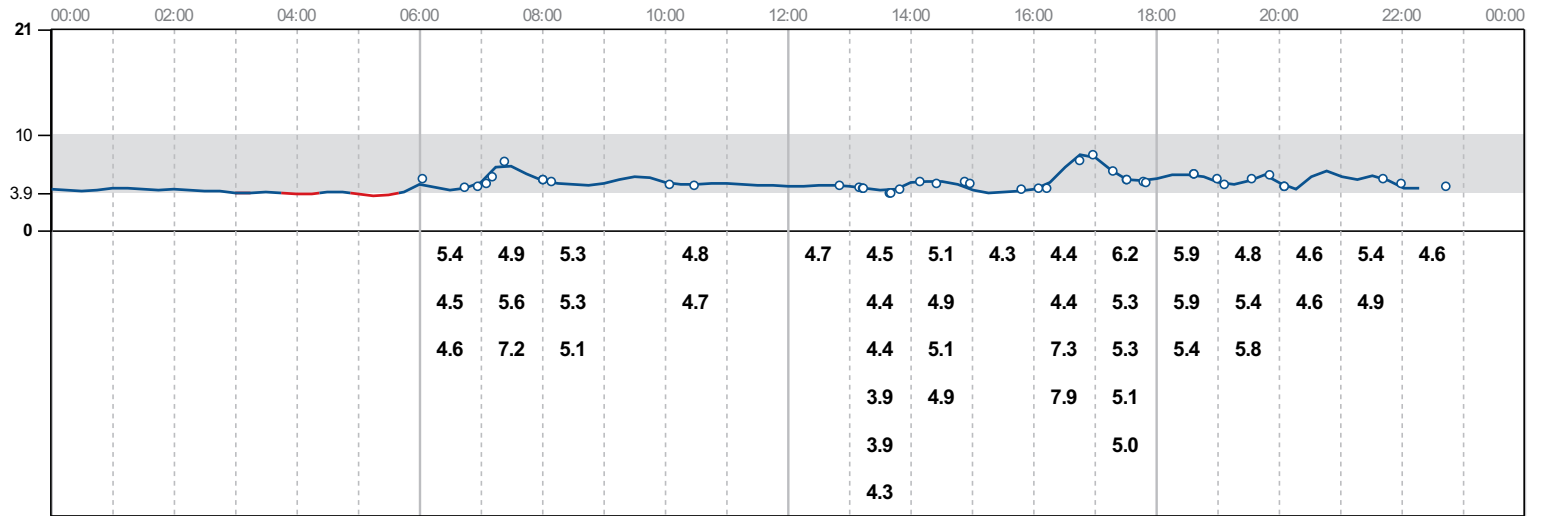
THU 4 Oct

Glucose mmol/L



FRI 5 Oct

Glucose mmol/L



Tina Vukovic
DOB: 27/02/1992

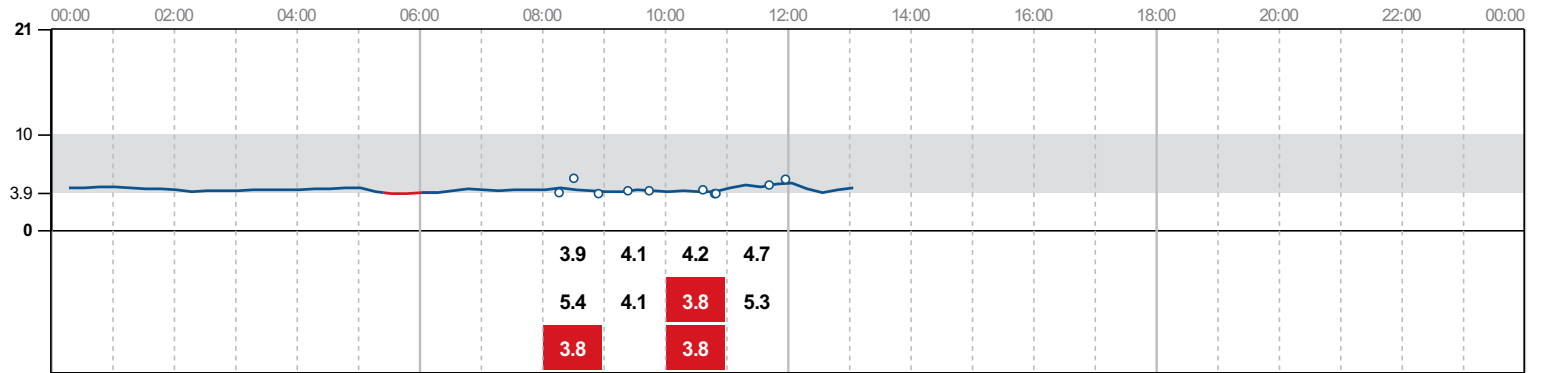
Daily Log

23 September 2018 - 6 October 2018 (14 Days)

PAGE: 8 / 8
PRINTED: 20/10/2018

SAT 6 Oct

Glucose mmol/L



Tina Vukovic
DOB: 27/02/1992

Snapshot

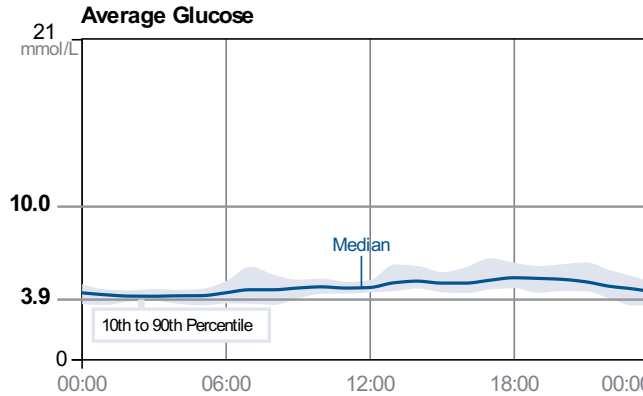
23 September 2018 - 6 October 2018 (14 Days)

PAGE: 1 / 1
PRINTED: 20/10/2018

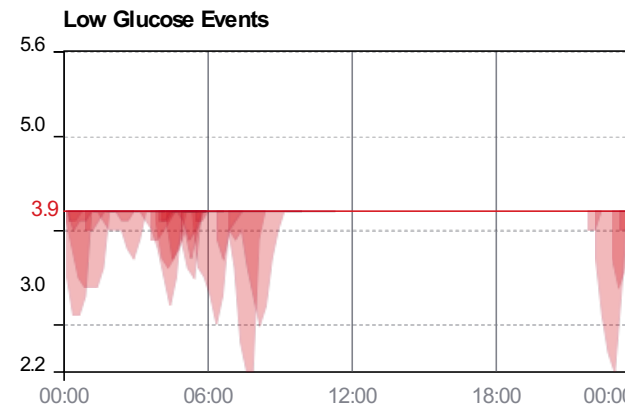
Glucose

Estimated A1c **4.6** % or **27** mmol/mol

AVERAGE GLUCOSE	4.7 mmol/L
% above target	0 %
% in target	91 %
% below target	9 %

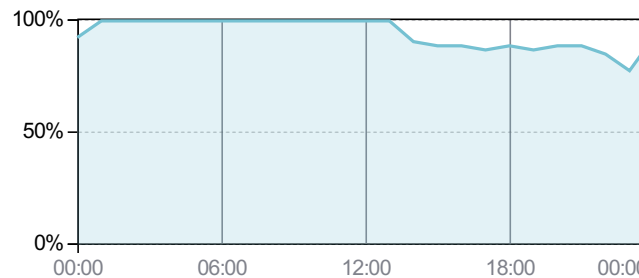


LOW GLUCOSE EVENTS	16
Average duration	172 Min



Sensor Usage

SENSOR DATA CAPTURED	96 %
Daily scans	43



DAILY CARBS grams/day

INSULIN

RAPID-ACTING INSULIN units/day

Meal

Correction

User Change

Manual

LONG-ACTING INSULIN units/day

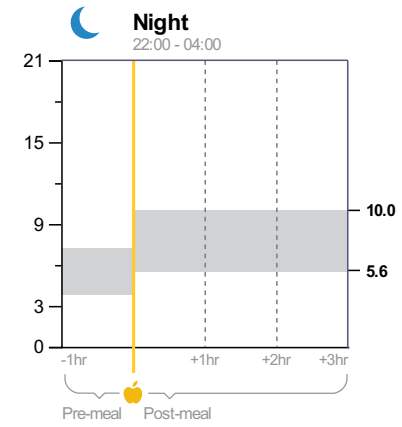
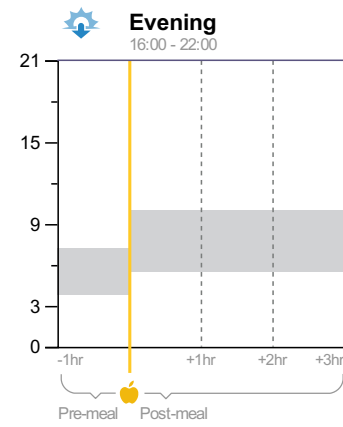
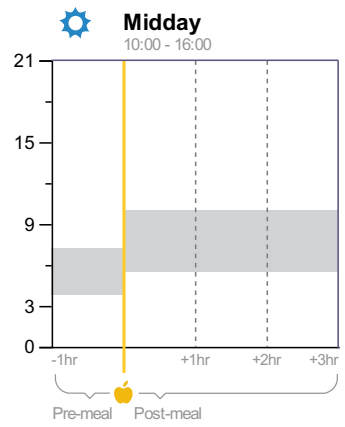
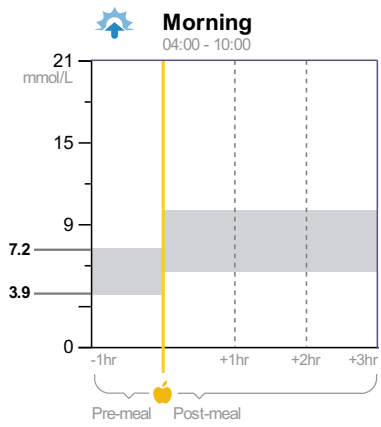
Total Daily Insulin units/day

Comments

- Gaps found in the insulin data. 14 days in this reporting period have no recorded insulin events.
- Gaps found in food data. 14 days in this reporting period have no recorded food events.

Mealtime Patterns

23 September 2018 - 6 October 2018 (14 Days)



AVERAGE

Sun 23 Sep			
Mon 24 Sep			
Tue 25 Sep			
Wed 26 Sep			
Thu 27 Sep			
Fri 28 Sep			
Sat 29 Sep			
Sun 30 Sep			
Mon 1 Oct			
Tue 2 Oct			
Wed 3 Oct			
Thu 4 Oct			
Fri 5 Oct			
Sat 6 Oct			

Sun 23 Sep			
Mon 24 Sep			
Tue 25 Sep			
Wed 26 Sep			
Thu 27 Sep			
Fri 28 Sep			
Sat 29 Sep			
Sun 30 Sep			
Mon 1 Oct			
Tue 2 Oct			
Wed 3 Oct			
Thu 4 Oct			
Fri 5 Oct			
Sat 6 Oct			

Sun 23 Sep			
Mon 24 Sep			
Tue 25 Sep			
Wed 26 Sep			
Thu 27 Sep			
Fri 28 Sep			
Sat 29 Sep			
Sun 30 Sep			
Mon 1 Oct			
Tue 2 Oct			
Wed 3 Oct			
Thu 4 Oct			
Fri 5 Oct			
Sat 6 Oct			

Sun 23 Sep			
Mon 24 Sep			
Tue 25 Sep			
Wed 26 Sep			
Thu 27 Sep			
Fri 28 Sep			
Sat 29 Sep			
Sun 30 Sep			
Mon 1 Oct			
Tue 2 Oct			
Wed 3 Oct			
Thu 4 Oct			
Fri 5 Oct			
Sat 6 Oct			

Legend High Glucose (>13.9) Low Glucose (<3.9) Pre & Post-meal Averages Glucose Reading Glucose Above 21 Rapid-Acting Insulin

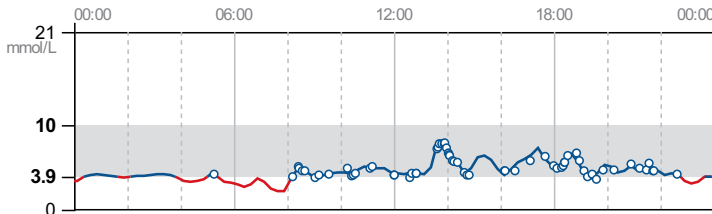
Weekly Summary

23 September 2018 - 6 October 2018 (14 Days)

LibreView

Glucose

Sun
23 Sep



Average
Glucose



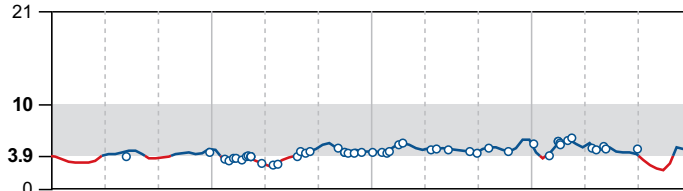
4.4
mmol/L

Carbs

Rapid-Acting
Insulin

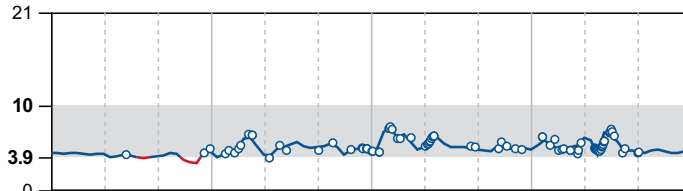
Long-Acting
Insulin

Mon
24 Sep




4.2
mmol/L

Tue
25 Sep



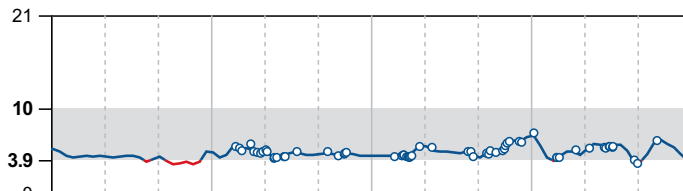
4.9
mmol/L

Wed
26 Sep




4.8
mmol/L

Thu
27 Sep



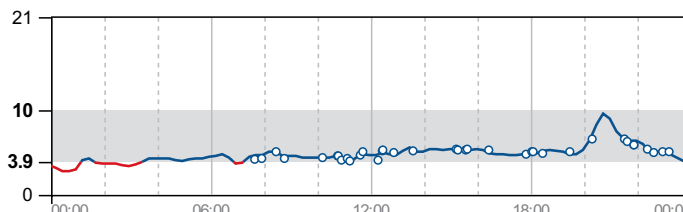
4.7
mmol/L

Fri
28 Sep



4.9
mmol/L

Sat
29 Sep



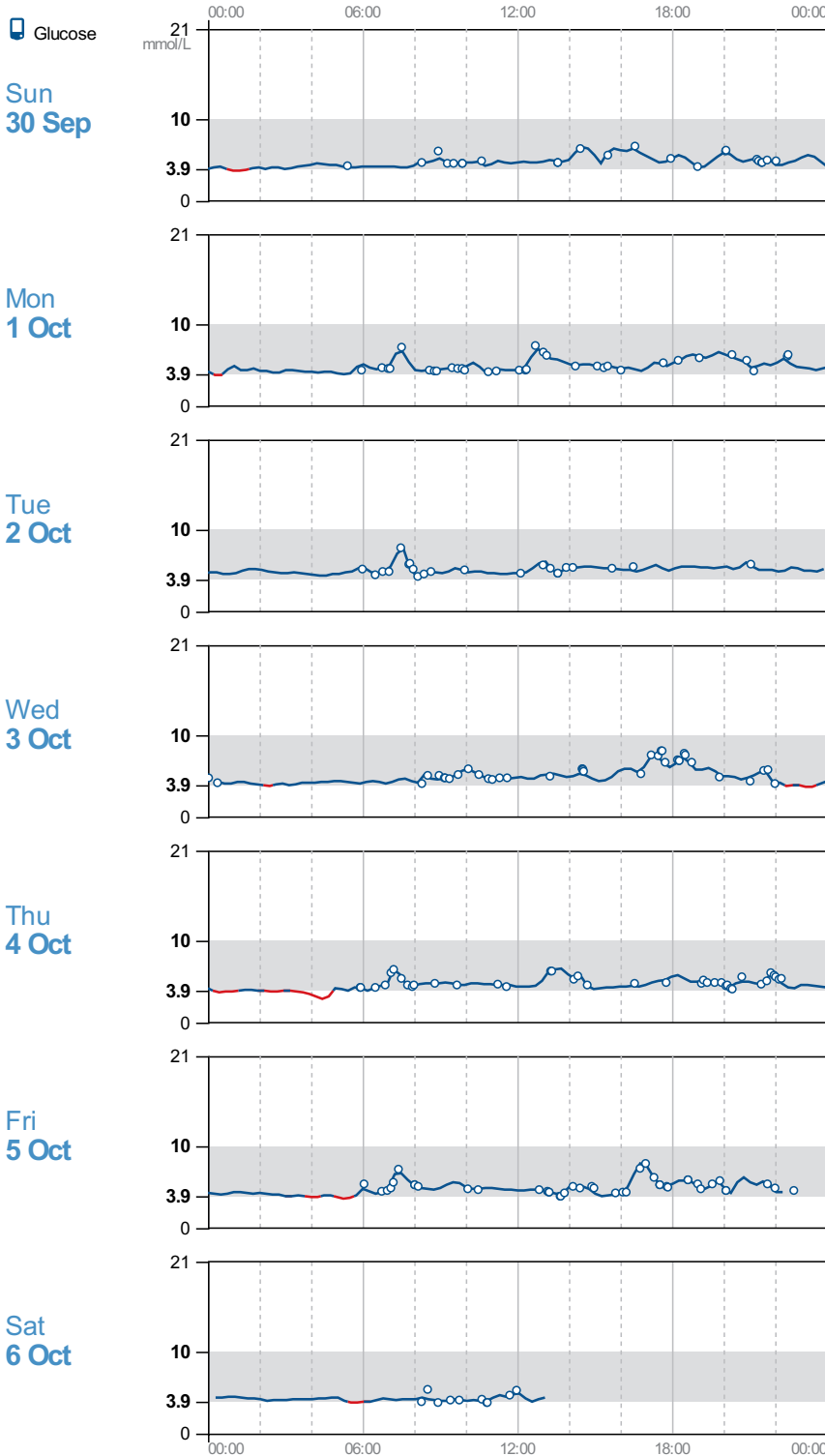
4.8
mmol/L

Legend ○ Sensor Scan ● New Sensor ⌚ Time Change

Weekly Summary

23 September 2018 - 6 October 2018 (14 Days)

LibreView



Average Glucose	Carbs	Rapid-Acting Insulin	Long-Acting Insulin
4.8 mmol/L			
4.9 mmol/L			
5.1 mmol/L			
4.8 mmol/L			
4.6 mmol/L			
4.8 mmol/L			
4.2 mmol/L			

Legend ○ Sensor Scan ● New Sensor ⌚ Time Change

Calculator Settings

Calculator Mode **Off**



Primary Meter
FreeStyle Libre

JCMX185-K1542
Serial Number

Reminders

7:29 Daily
Check Glucose

Daily Patterns

23 September 2018 - 6 October 2018 (14 Days)

Daily Average

